

The Fresnel Interferometric Imager

Laurent Koechlin¹, Denis Serre¹, Paul Deba¹, Roser Pelló¹, Christelle Peillon¹, Paul Duchon², Ana Ines Gomez de Castro³, Margarita Karovska⁴, Jean-Michel Désert⁵, David Ehrenreich⁵, Guillaume Hebrard⁵, Alain Lecavelier des Etangs⁵, Roger Ferlet⁵, David Sing⁵, Alfred Vidal-Madjar⁵

the date of receipt and acceptance should be inserted later

Abstract The Fresnel Interferometric Imager has been proposed to the European Space Agency (ESA) Cosmic Vision plan as a class L mission. This mission addresses several themes of the CV Plan : *Exoplanet study*, *Matter in extreme conditions*, and *The Universe taking shape*.

This paper is an abregiated version of the original ESA proposal. We have removed most of the technical and financial issues, to concentrate on the instrumental design and astrophysical missions.

The proposed instrument is an ultra-lightweight telescope, using a novel optical concept based on diffraction focussing, which yields high dynamic range images, while releasing constraints on positioning and manufacturing of the main optical elements. This should open the way to very large apertures in space.

In this two spacecraft formation-flying instrument, one spacecraft holds the focussing element: the Fresnel interferometric array; the other spacecraft holds the field optics, focal instrumentation, and detectors. The Fresnel array proposed here is a 3.6 x 3.6 meter square opaque foil punched with 10^5 to 10^6 void "subapertures". Focusing is achieved with no other optical element: the shape and positioning of the subapertures (holes in the foil) is responsible for beam combining by diffraction, and 5 to 10 % of the total incident light ends up into a sharp focus. The consequence of this high number of subapertures is high dynamic range images. In addition, as it uses only a combination of vacuum and opaque material, this focussing method is potentially efficient over a very broad wavelength domain.

The focal length of such diffractive focussing devices is wavelength dependent. However, this can be corrected. We have tested optically the efficiency of the chromatism correction on artificial sources ($500nm < \lambda < 750nm$): the images are diffraction limited, and the dynamic range measured on an artificial double source reaches $6.2 \cdot 10^{-6}$. We have also validated numerical simulation algorithms for larger Fresnel interferomet-

(1) Laboratoire d'Astrophysique de Toulouse-Tarbes, Université de Toulouse, CNRS, 31400 Toulouse, France

(2) Centre National d'Etudes Spatiales (CNES), 31400 Toulouse, France

(3) Fac. de CC Matematicas, Universidad Complutense de Madrid, 28040 Madrid, Spain

(4) Harvard Smithsonian Center for Astrophysics (CfA), Cambridge Ma 02138, USA

(5) Universite Pierre & Marie Curie, CNRS, 75014 Paris, France

ric arrays. These simulations yield a dynamic range (rejection factor) close to 10^{-8} for arrays such as the 3.6 m one we propose. A dynamic range of 10^{-8} allows detection of objects at contrasts as high as 10^{-9} in most of the field.

The astrophysical applications cover many objects in the I.R, visible and U.V. domains. Examples are presented, taking advantage of the high angular resolution and dynamic range capabilities of this concept.

1 Introduction

The Fresnel Interferometric imager is based on the Fresnel Zone plate concept (Soret 1875). Proposals for using Fresnel zone plates in space have been made since 1993: (Chesnokov, 1993), (Hyde 1999), (Early, 2002), and (Massonnet, 2003). Diffractive optics are very chromatic, and without a way to correct that chromaticism, they would allow observations only in a narrow bandpass.

The chromaticity issue has been addressed by (Hyde 1999) and (Chesnokov, 1993), with a solution previously proposed and optically validated by Faklis & Morris (1989) using the optical principle by (Schupmann, 1899) of correcting optical defects in a conjugate plane. Broadband, chromatically corrected imaging is now possible with diffractive optics, and furthermore, the correcting element can be made much smaller than the main (primary) focussing element: the correcting element can therefore be a high efficiency blazed Fresnel grating (transmissive or reflective).

The optical concept we propose, while being based on diffractive focussing too, differs from the previous ones in several aspects. We have proposed (Koechlin et al., 2004):

- an interferometric approach,
- orthogonal geometry,
- the use of vacuum instead of optically active media,
- high dynamic range applications.

This Fresnel Interferometric Imager described (abbreviated "FII" in the rest of the paper) shares with TPF-C or TPF-I, or the Darwin project, an exoplanet detection capability, but is less specialized for that goal. The 3.6x3.6m size has been chosen to fit unfolded as a rocket payload. It could have been chosen rectangular, for the same reasons TPF-C is elliptical, or larger and foldable. However, our rationale is to favour simplicity, while preserving first order scientific goals. If a space mission proves the efficiency of the Fresnel Interferometer concept, then much larger arrays could be envisioned for later projects.

This main focussing element of the FII is a Fresnel interferometric Array (abbreviated FIA). The FIA plays a role equivalent to the primary mirror in an astronomical telescope. The FIA can be seen either as an aperture synthesis array or as a particular case of "Fresnel" zone plate. As are the rings in a zone plate, the subapertures in the FIA are positioned so that a 2π phase shift occurs between neighboring apertures, but contrarily to a binary zone plate, the opaque zones of an FIA are connex and create an orthogonal checkerboard-like layout, allowing the use of vacuum for the transmissive zones (subapertures) while preserving mechanical cohesion of the whole frame. Still, same as in a zone plate, the subaperture positioning law turns an incoming plane-wave into a spherical outgoing wavefront, converging into a focus.

From the "interferometric array" point of view, one can see the subapertures as elements of an aperture synthesis array, each casting a beam. The numerous beams




Fig. 1 Circular (Soret) zone plate and example of orthogonal Fresnel array, 15 Fresnel zones (half sides).

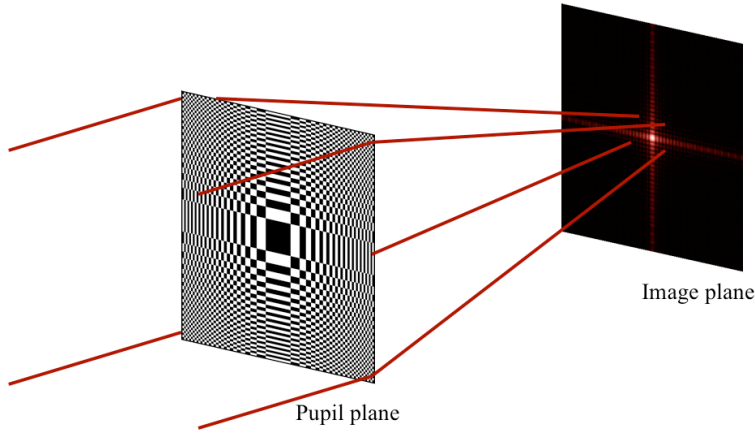


Fig. 2 Image of a point source (Point Spread Function computed by Fresnel Transform). Left: pupil plane ; Right: image plane

from the individual subapertures are coherently combined into focus, without the need for any kind of optical element at the subapertures level, nor any beam combiner downstream. An image is directly formed at focus, the high number (millions) of beams leading to a compact and highly contrasted Point Spread Function (PSF).

2 Advantages of Fresnel arrays

As for an interferometric array, the angular resolution of an FIA is the same as that of a solid aperture having the size of the whole array.

The use of vacuum for the individual subapertures eliminates phase defects and spectral limitations, which would result from the use of a transparent or reflective material. The spectral span of FIAs is bounded by the characteristics of the opaque foil: towards the UV by its effective opacity, towards the I.R. by its thermal emission. A

spectral domain spanning from 100 nm to 10 μm is expected, depending on the nature of the foil and the temperature at which it will stabilize in space.

The resulting wavefront quality is restricted by the precision to which subapertures are carved. For the long F-ratios considered here, this constraint is very loose compared to optical surfacing : a $\lambda/50$ quality wavefront (required for high dynamic range imaging) is obtained either with a $\lambda/100$ mirror (5 nanometer precision for the visible), or with a 0.1 millimeter precision subaperture positioning in the plane of the FIA. The tolerance perpendicularly to the aperture plane is in the order of centimeters. The positioning constraints in a FIA are not wavelength dependant.

The pattern of the array: all subaperture edges following two orthogonal (or close to orthogonal) directions, casts light at focus into a central peak flanked by two thin orthogonal spikes, confining the light that would be spread into the diffraction rings of a circular aperture, or into the broad side lobes of a diluted interferometric array. Most of the image field of a FIA is thus at very high contrast ratios. To further increase the dynamic range, apodization can be used, either by modulating the size of subapertures from center to limb of the array, or else at a pupil plane after focus, with "Phase Induced Amplitude Apodization" dedicated optics (Guyon, 2004).

The maximum recoverable image field of an interferometric array being dependent on its number of subapertures (Koechlin, 2002), the very large number of subapertures of an FIA allows a high *field/resolution* ratios, hence much wider fields than other interferometers.

3 Drawbacks of Fresnel arrays

A FIA focusses only part of the light. An incoming plane wave is turned into an outgoing spherical wave, but "turned" is not the right term, one should rather say "split". The FIA acts as a diffraction grating, the converging wave being its "order 1" and the residual emerging plane wave its "order 0".

Half of the incoming light is blocked by the opaque foil, then a major part of the transmitted light remains a plane wave, so only 5 to 10% of the initial light is focused, this proportion depending on the subapertures shapes and positioning. As a consequence, a 3 to 4-fold increase in diameter is required to collect the same number of photons as with a solid aperture. The comparison in terms of image brightness depends if the object is extended or unresolved. If comparison with filled apertures is made in terms of cost rather than size, per photon or per valuable datum, FIAs should still get the advantage.

Strong chromatism occurs as a consequence of diffractive focussing at order 1: $f = C_{gr}^2/8N\lambda$. f is the focal, C_{gr} the side dimension of the array, N the number of Fresnel zones within the array (the number of 2π phase shifts from center to limb. This chromatism is cancelled by a small diffractive element in the focal instrumentation, operating at diffraction order -1. This secondary diffractive element is reflective or refractive, and blazed to optimize transmission at close to 100%. The chromatic correction being made by a dispersion equal and opposite to the initial dispersion, the resulting beam is completely achromatic.

However, the correction occurs after the prime focus, and although the size of the chromatic corrector (adjusted to the pupil size) can be made small, the beam entering the first focal plane is grossly unfocussed at wavelengths unadapted to the inter-spacecraft distance.

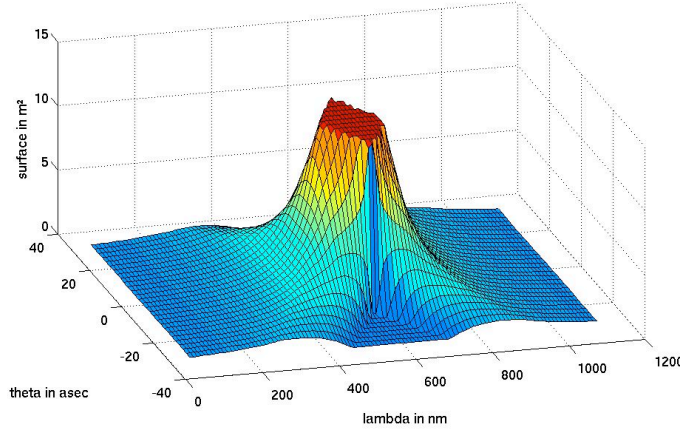


Fig. 3 Collecting area of the main array as a function of the wavelength and angle in the field. The plateau corresponds to the full aperture (unvignetted), the side-lobes correspond to the decrease in beam section due to vignetting by the edges of the field optics when an off-limit wavelength or field angle is reached.

So, for a given flight configuration, the spectral bandpass is limited to $\Delta\lambda/\lambda = 1,41D/C_{gr}$ for a zero unvignetted field, and less for large fields, D being the diameter of the field telescope (e.g. 68 cm) and C_{gr} the side of the square FIA (e.g. 3.6 m). The field optics in the secondary spacecraft cause vignetting at wider bands, limiting to $\Delta\lambda/\lambda \simeq 20\%$ in the above example.

With several adjustable wavelength channels side by side, we propose to cover sequentially regions of interest in the U.V., Visible and I.R. domains. Light will be fed into one channel at a time, and the inter-spacecraft distance adjusted accordingly.

Long focal lengths are implied. For example 2.5 to 18 km for a 3.6-meter array operated at respectively $\lambda \simeq 1\mu\text{m}$ and $\lambda \simeq 100\text{nm}$, therefore requiring formation flying in a low gravity gradient region of space.

4 Breadboard design and optical tests

In order to test the concept before presenting a proposal for space, we have built a 22-meter focal length prototype and tested it at Observatoire Midi-Pyrénées (Toulouse, France). The main diffractive focussing array of this prototype is only an 8 cm square, punched with 26,680 miniature rectangular subapertures: see fig. 4. We have tested the PSF quality of the prototype and the efficiency of the chromatism correction on artificial sources ($500\text{nm} < \lambda < 750\text{nm}$), the image quality (diffraction limited) and the dynamic range. At present, the highest dynamic range of a detected double source is 6.210^{-6} with this optical prototype.

We have used the tools developed for the testbed simulation and qualification to produce numerical simulations for larger Fresnel interferometric arrays. These simulations yield a dynamic range (rejection factor) close to 10^{-8} , the dynamic range being defined as the ratio of: the average intensity in the image field outside the central lobe of the Point Spread Function (PSF) and its spikes, over the maximum intensity in



Fig. 4 80 mm square Fresnel primary array carved into a thin 80 μm stainless steel foil, used for optical tests. (58 Fresnel zones, 26 680 subapertures).

central lobe of the PSF.

A dynamic range of 10^{-8} allows detection of objects at higher contrasts in the whole field except in the spikes, as the limiting factor is the variance of the noise, not the background noise itself, which can be subtracted in the recorded images using a reference source. In a recent publication (Koechlin, 2005) we present simulations of exoplanet detections with contrasts of 10^{-9} . A coronagraphic focal instrumentation will further improve this dynamic range: see fig. 5.

5 Space mission proposed

The "class L" mission we propose is a two spacecraft Formation-Flying telescope, the "Fresnel Interferometric Imager" (hereafter abbreviated FII) orbiting the L2 Sun-Earth Lagrangian point. It will address different themes of the Cosmic Vision plan, within the guideline questions: "What are the conditions for planet formation and emergence of life?" and "How did the Universe originate and what is it made of?"

5.1 Spectral coverage

The spectral domain of the FIA is very broad: 100 nm - 10 μm , restrained at short wavelengths by the light-blocking efficiency of the thin opaque foil, and by the decrease in reflectivity of the field optics mirrors coatings. At long wavelengths, by the Planck emission of the opaque foil.

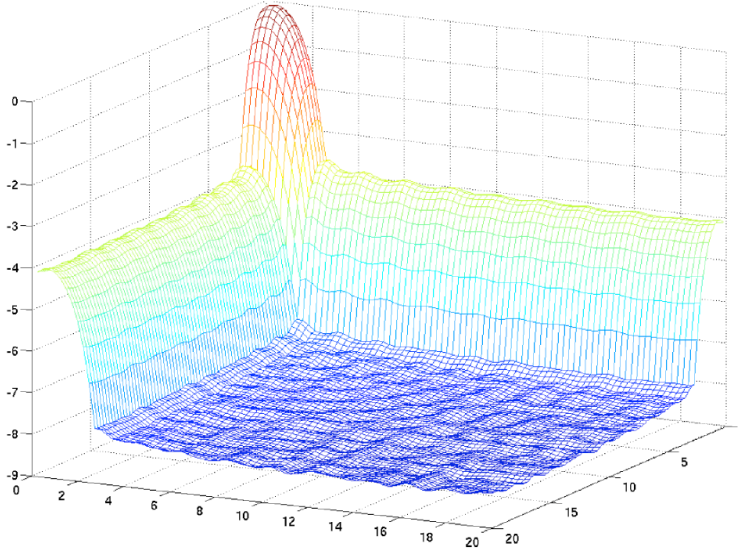


Fig. 5 Simulated quarter field PSF of an apodized 300 zone Fresnel array. Vertical axis : log normalized brightness. Horizontal plane: position in the field, in units of diffraction limited resolution radius (resel).

The FII will cover the spectrum with six channels: from Lyman α to close I.R. with angular resolutions from 7 mas at Lyman α , to 57 mas at 1 μm . These channels provide a $\Delta\lambda/\lambda = 0.2$ spectral coverage for a given inter-spacecraft distance. Only one spectral channel at a time will be observed in this two-spacecraft formation-flying configuration, the inter-spacecraft distance determining the central wavelength of the observed spectral band. The central wavelength of each channel will be adjustable to some extent, but high rejection rates and dynamic ranges will only be achieved close to the nominal wavelength of each channel ($\Delta\lambda/\lambda < 0.1$), λ for each band being determined by the blaze angle of the corresponding chromatic corrector lens.

The six dedicated focal instrumentation channels will share the same FIA and the 60cm main mirror of the field optics. Downstream, all channels will provide imaging capabilities (860x860), two or three of them will have coronagraphic optics and low dispersion spectro-imaging capabilities, the others will have a high dispersion spectro fed from the center pixels of image the field. For each channel there will be two detectors, one for broadband imaging and one for spectral analysis of a local zone of the field.

For an FIA transmission efficiency of 8%, the proposed scientific program of the FII will correspond to that of an equivalent 1.3 m diameter telescope in terms of collected light and 3.6 m in terms of angular resolution. For point sources, the brightness per unit angle in the PSF is that of a 2.1 m diameter aperture: this will be the case for spectral analysis of angularly unresolved sources.

The choice of wavelengths for each band depends on the target missions and will be developed in the following sections.

- In the UV : spectro-imaging at high spectral resolution for exoplanet transits, stellar & extragalactic objects.

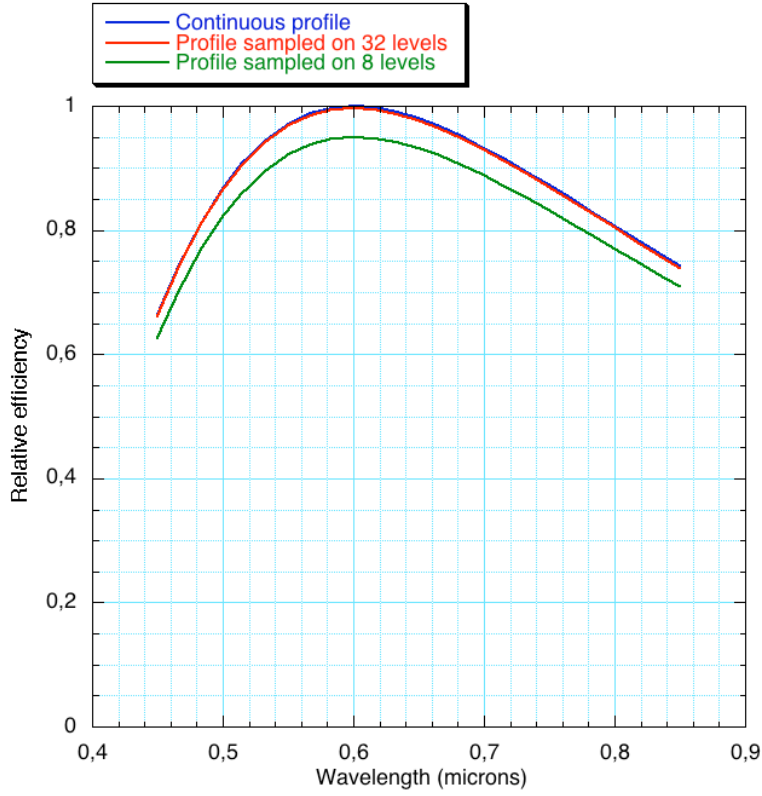


Fig. 6 Numerical simulation of the efficiency of a blazed Fresnel chromatic corrector at order -1 versus wavelength (in μm). The two top curves are quasi superimposed. They correspond to a non digitized blaze profile and a 32 steps blaze profile. The dispersion corrector lens in our prototype Fresnel imager tested has 128 levels.

- In the visible : stellar and exoplanet measurements at moderate spectral resolution.
- In the IR : young stellar objects and planetary systems.

5.2 Angular resolution

The 7 to 14 mas angular resolution in the 120 to 240 nm range is enough for resolving a planet orbiting at 0.07 to 0.14 AU from a 10 pc distant star. The angular resolution would degrade to 0.3 arc seconds at 5m wavelength, but still allow the resolution of a Jupiter at 3 AU. Once the planet is separated from it's star, direct detection of exoplanetary spectral signatures is possible. The spectral resolution in that case will be limited to 100, due to the scarcity of exoplanetary light.

5.3 Field

Almost all the field will be at rejection rates superior to 10^{-8} . Only a small solid angle of zodiacal and exozodiacal lights (the area covered by the PSF and its spikes) are contributing to noise at a given point in the field. Because of the spikes reducing the dynamic range over some of the field, two exposures turned by 45° will be necessary to cover the whole field at high dynamic range.

5.4 Dynamic range

The optical tests made in with $\Delta\lambda/\lambda = 0.2$ at the 58 Fresnel zones primary array yield $6 \cdot 10^{-6}$, and the numerical simulations for a 350 Fresnel zone array reach 10^{-8} . A consequent improvement of these values is expected with the implementation (in the optical prototype and in the numerical simulations) of a coronagraphic system. The dynamic range decreases for extended objects and dense fields such as galaxies or angularly extended solar system objects, but the angular resolution remains unchanged. As the present laboratory tests have been made with a fused silica diffractive lens blazed for 600 nm, further validation tests are required for the UV domain. What will change is the blaze angle, towards lower values. The groove spacing has to be homothetic to the Fresnel zone structure of the primary array, thus is not directly wavelength dependant. The quality of the diffractive corrector is of prime importance for dynamic range, as the light not going into its diffraction order -1 may end up polluting the field. Optical tests are planned in the soft UV range for the months to come.

6 Scientific objectives

The scientific program presented below covers the "short wavelength" part of a Fresnel Imager's observable domain. This choice has been made because of the intrinsic richness of physical phenomena in the U.V., and also to take advantage of the larger angular resolutions induced by short wavelengths, allowing competitive resolutions with a 3.6m aperture.

If in the future larger FIAs are envisioned, there will be many targets in the spectrum up to $10 \mu\text{m}$, and sufficient angular resolution to realize for example exoplanet study in the IR.

6.1 Observations in the far UV

Contribution by the Institut d'Astrophysique de Paris group (Alfred Vidal-Madjar et al).

The UV spectral range is particularly difficult to reach below Lyman α because of limited reflectivity at short wavelengths. However, this domain provides a unique tool to observe gas in numerous astrophysical objects since there are many strong electronic transitions, including of most of the atomic species, ions and molecules. The study of exoplanetary atmospheres can be achieved using high dynamic range techniques (transit or direct imaging) Both these subjects fall within the ESA Cosmic Vision AO aimed at either the understanding of the Universe as a whole as well as

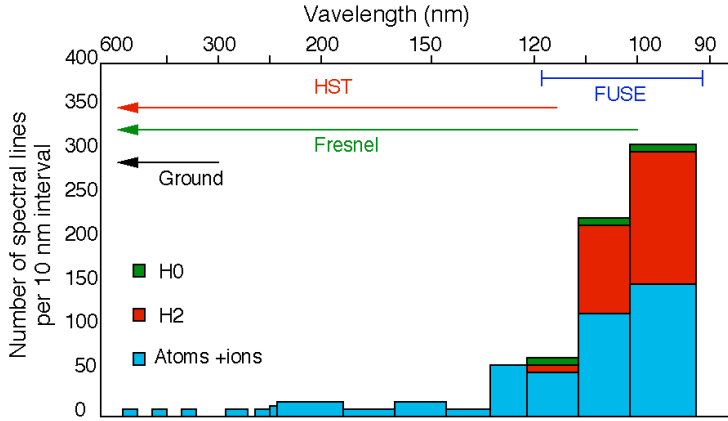


Fig. 7 This figure underlines the spectacular rise in number of available diagnostic lines when moving from the visible to the UV and finally to the far UV (Adapted from the FUSE program).

providing significant steps in the search of other habitable planets. The spectral domain below Lyman α , from 912 to 121.6 nm, is particularly known for its instrumental inaccessibility (observed only via COPERNICUS in the 1980's and FUSE between 1999-2007) as well as for its remarkable richness in atomic, ion and molecular lines. Many of these lines are of very important astrophysical species ranging from the more abundant atoms including H, D, C, N, and O, to ions in several states, as in particular CI, CII, CIII (and CIV in the UV near 155.5 nm), SiI, SiII, SiIII, SiIV, OI and OVI. The UV also contains some of the most important astrophysical molecules as H₂, HD and CO. See Fig. 7.

The FUSE observatory was selected by NASA, launched in June 1999, and still operates in orbit (references [10] to [14]). In spite of the technological difficulties, particularly the poor coating efficiencies below 110 nm, the effective area of the FUSE observatory is still "quite high" because only two reflective surfaces were used in its design. The FUSE effective area is on the order of 50 cm², while the proposed FIA, with its 3.6 x 3.6 m² collecting area, taking into account the 10% efficiency (wavelength independent) of the diffractive focussing, the efficiency of the two reflection field optics, the additional focal holographic grating as a spectrograph, and a detector efficiency of about 20%, finally achieves a 500 to 800 cm² effective area in the far UV. Such a gain, about a factor of 12, should give access to objects 2.7 magnitudes fainter than those presently reached by the FUSE observatory, notwithstanding the gain in angular resolution : 7 milli-arc seconds at Lyman α .

To illustrate a few of the possibilities to be opened by such a gain in sensitivity, one could mention:

- the study of the intergalactic medium observed with FUSE via a small handful of bright quasars and AGNs down to 14th magnitude. The FII would be opened to almost all known similar objects down to 18th magnitude, i.e. thousands of potential targets;
- the study of the galactic elemental abundance in the ISM, presently limited to 13th magnitude hot stars. This study could be extended to 16th magnitude providing access not only to the whole Galaxy, but even to nearby ones such as Andromeda;

- the deuterium abundance, both a unique tracer of galactic evolution and of the primordial Universe, could be evaluated much further in the Galaxy and in more than only one extragalactic target as presently done by FUSE;
- The observation of the physical conditions further inwards from the outer layers of the molecular cloud cores, and their interaction with the ambient radiation field (for instance in dense star forming regions like Orion), particularly in H₂ and CO molecules, will become possible while it is limited for the moment, complementary to the radio observational approach, to the still diffuse envelopes of these molecular clouds; the ionized environment of galaxies, including the cooling flows as traced by the unique OVI lines, could become accessible beyond our own galactic environment to numerous galactic clusters;
- The bright nucleus of the Seyfert galaxy PG 1259+593 has been observed with FUSE. This object of magnitude V=15.84 could be reachable at lower integration times with the Fresnel imager.
- the planetary formation process via the physical state of dense accretion disks, followed by diffuse debris disks, where earth like planets are formed. These processes are particularly well analysed in the far UV spectral range where many important diagnostic lines are available; only a few disks are accessible to FUSE observations. With a gain in sensitivity of several decades compared to FUSE, a Fresnel telescope would allow scrutinizing the most abundant molecules like H₂ and CO in proto-planetary disks and debris disks much further in the Galaxy and would allow reaching those forming planetary systems in nearby star forming region like in Taurus-Auriga and Orion regions. Changing the sensitivity of an observatory in a spectral range by a 12 factor is never a trivial step, but in the specific case of the far UV domain, this gain will open up access to most of the possible targets known, changing our vision of any given problem from the current first few hints, to a complete statistical and detailed survey. The targets available in the UV are, even now, all catalogued by the GALEX mission and thus are known to number in the thousands. Moving our observational possibilities in new astrophysical regions always bring new answers and surprises.

6.2 Study of the exoplanetary atmospheres and lithospheres

Joint contribution by the Institut d'Astrophysique de Paris and Observatoire Midi Pyrénées groups.

With the study the exoplanetary atmospheres, three possible approaches could be considered:

- Direct method, trying to observe the light reflected by the planet, and through the spectral analysis deduce the atmospheric and surface composition; this approach requires direct imaging with high angular resolution and rejection rates to properly resolve the planet from the star.
- The favourable cases when the planet passes behind its parent star (often called secondary or anti-transit) allowing an evaluation of the amount of planetary reflected light by difference.
- The favourable cases when a planet transits in front of its parent star. During these moments, the stellar light filtered by the planetary atmosphere reveals signatures of its extent, structure, and composition.

These approaches are complementary, one should note interesting advantages of observing transit and direct imaging or secondary transit:

- Direct imaging will add orbital data such as semi-major axes and $\sin(i)$, important by many aspects such as obtaining a model independent planet surface temperature. Orbital information may not be available otherwise if there are no transits and if the induced star motion is beyond the sensitivity of Doppler detection.
- When a given planet transits, it also always anti-transits which gives in all those cases the access to the planetary atmosphere, structure and composition over the sunlit planetary atmosphere (secondary transit) as well as its terminators (primary transits).
- The probability of having a transiting planet at about 1AU from a star is 0.5%. Under the assumptions of a uniform distribution of planetary systems and Earth-like bearing planetary systems in the Solar neighbourhood, if one searches for such planets by direct imaging within 10pc, one should find the same amount of potential targets to be studied via both transit and anti-transit within 60pc from the sun.

Among the lines that could be searched in the transiting exoplanets spectrum, are:

- Hydrogen at 121.6, Carbon at 130.5 nm, Oxygen at 130.2 and 133.5 nm, O_3 at 300nm, Na & K at 600 to 900 nm (hot Jupiters), O_3 at 800 nm.
- H_2O at $1.8\mu m$, CO_2 at $1.9\mu m$. NH_3 between 3 and $4\mu m$, CO between 4 and μm . For direct imaging and spectroscopy, there is need for both angular resolution and high dynamic range in the low part of the light histogram (rejection rate). The spectral windows will be more limited. Furthermore, the reachable spectral resolution for exoplanets with a 3.6 m FIA is as low as 70 with a S/N ratio ranging from 3 to a few hundred (see following figures), allowing detection of the following broad lines : O_2 at 760 nm, chlorophyl break at 700 nm (possibly at different wavelengths depending on the stellar spectrum). Other lines, such as H_2O at 1.4 & $1.8\mu m$, and CO_2 lines between 4.2 & $4.5\mu m$ could be a motivation to shift the reddest channel further into the I.R., but imaging gets harder due to the loss of angular resolution due to wavelength.

In cases 2 and 3 (transit observations: references [15] to [21], and antitransit observations: references [22] to [26]) there is no need for high angular resolution. However, there is need for high dynamic range in the bright part of the spectral lines, and high spectral resolution: the total amplitude of the line variation due to a planet transit like HD209458b is in the order of 10^{-6} , which means a required dynamic range of 10^{-7} if we want to have a S/N of 10 in the planet absorption spectrum.

The important point is that the transiting and anti-transiting atmospheric planetary studies have already started with both the Hubble and the Spitzer Observatories. In the transit approach, the main Hubble results are the detection of several atmospheric constituents as NaI, HI, OI, CII and H^+ as well as the demonstration of atmospheric escape states as violent as the one probably suffered by the early Earth and Venus, i.e. hydrodynamic escape involving all species transported away within the hydrogen flow. In the secondary transit studies, mainly with Spitzer results, the planetary thermal sunlit side emission has been detected and the temperature and albedo evaluated, as well as the first hints of emission distribution over the stellar-lit hemisphere using timing when the planets disappears behind the star.

HST - STIS is the best spectrograph used for such planetary studies. The STIS throughput of the different spectrographs ranges from 1 to few percent from the UV to visible and thus corresponds, in the case of a 2.4m diameter telescope, to an effective area of the order of 500 to few 1000 cm^2 . In the case of the $3.6 \times 3.6 m^2$ Fresnel Telescope, one could again reach, with two-reflection field optics design and a relatively simple one-reflection grating design, and a 20% efficiency detector, nearly a 2000 to 3000 cm^2 effective area system, depending upon the spectral range considered. Here a gain by a factor of 3 relative to present observations will allow the same studies

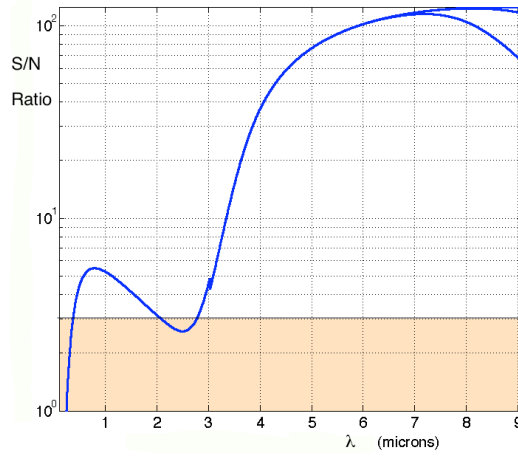


Fig. 8 *Signal / Noise as a function of λ for a "cold" Jupiter at 5.2 AU from a solar type star, 10 pc away. The shaded zone is where $S/N < 3$. Zodiacal and Exozodiacal contributions are simulated for a solar type planetary system. 24 hour exposure on a 3.6 m FIA, rejection rate $2 \cdot 10^{-8}$, spectral resolution 70. The star-planet separation allows sufficient angular resolution up to 9 μ m. I.R. emission from the planet is observable from 3 to 9 μ m. The small glitch in the curve at 3 μ m is due to a wavelength dependant change in rejection rate. The bifurcation in the S/N curve at 7 μ m corresponds to two different temperatures of the opaque Fresnel foil: 70K (top) and 80 K (bottom).*

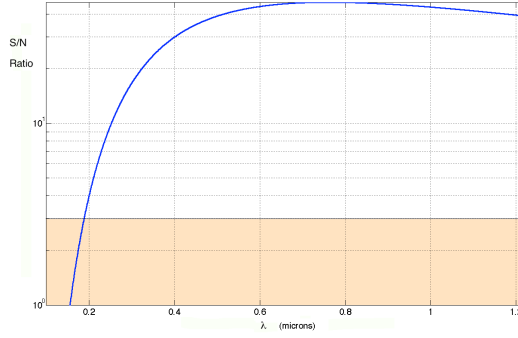


Fig. 9 *Signal over Noise ratio as a function of wavelength for a "warm" Jupiter at 1 AU from a solar type star, 10 pc away. The shaded zone is where $S/N < 3$. One hour exposure time on a 3.6 m Fresnel array, rejection rate $2 \cdot 10^{-8}$, spectral resolution 70. The fall in S/N ratio below 230 nm is due to the decrease in number of photons from the solar type spectrum. At the other end of the observable spectrum, the angular resolution limits the wavelength to 1.6 μ m. The shaded zone is for $S/N < 3$.*

accomplished now over 8th magnitude stars to be done in the case of more than 9th magnitude similar objects. It is clear that this will not be enough to reach for potential Earths but will increase the number of atmosphere studied by nearly a factor of 6, i.e. statistical studies could really begin.

This study being made with a 3.6 m FII, one can hope that if the first mission is successful, further developments of that design will allow to really reach Earth type

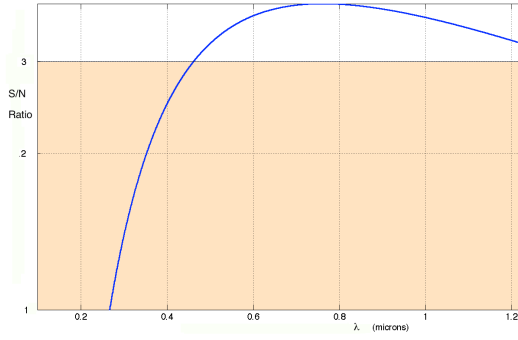


Fig. 10 *Signal over Noise ratio as a function of wavelength for a "cold" Jupiter at 5.2 AU from a solar "marginally reachable" Signal over Noise ratio as a function of wavelength for a Venus at 0.7 AU from a solar type star, 10 pc away. The shaded zone is where $S/N < 3$. 100 hour exposure time on a 3.6 m Fresnel array, rejection rate $2 \cdot 10^{-8}$, spectral resolution 70. The angular resolution limits the wavelength to $1.2 \mu\text{m}$. The shaded zone is for $S/N < 3$. An Earth at 10 pc is beyond the reach of a 3.6 m array. It would be marginally reachable, either with a 10 m array at rejection rate $2 \cdot 10^{-8}$, or with the 3.6m array at rejection rate $2 \cdot 10^{-10}$.*

planetary atmosphere, using 15 to 30 m FIAs. See as a prediction of the possibilities in Table 11, taken from the Lecavelier des Etangs and Ehrenreich (2005) Cosmic Vision proposal.

6.3 Study of stellar systems, photospheres and close environments

Contribution of Margatita Karovska, Harvard Smithsonian Center for Astrophysics. references [27] to [28].

Since 1990s the Hubble Space Telescope (HST) has been providing high-angular resolution views of the Universe from UV to IR wavelengths with an angular resolution close to 0.1 arc second. The diffraction limit of this 2.5m telescope is comparable to the ground-based telescopes built over 50 years ago (e.g. Mt. Wilson 2.54m telescope). However, the fact that the HST is in space and therefore free of the atmospheric seeing effects, with the crucial capability of observing at UV wavelengths, provided unprecedented opportunities for high-resolution studies of many astronomical sources. For example, HST observations of the symbiotic system Mira AB (at 130pc) demonstrate the power of sub-arcsecond resolution by having separated this $0.6''$ interacting binary for the first time in UV, where the most important signatures of accretion occur (Karovska et al. 1997). Mira AB is the nearest symbiotic system composed of an evolved mass-losing AGB star (Mira A) and a wind-accreting white dwarf. HST and Chandra images of Mira AB showed evidence for possible direct interaction between Mira A and B, showing that Mira B is accreting not only from the wind of the AGB star, but also via direct mass exchange (Karovska et al. 2006). This was an unexpected result, because the components are separated by 70 AU and it has been assumed in the past that the interaction between the components in such a system can be carried out only via wind accretion.

Unfortunately, very few interacting binaries have been resolved by direct imaging. Currently, most of our accretion paradigms are based on time-resolved spectroscopic

Planet Type	Telescope \mathcal{D} (m) for $V=8$, $S/N=5$			Number of targets ($S/N \geq 5$, $\mathcal{D}=10\text{m}$) (N/β_7)
	K-star	G-star	F-star	
Earth	15	22	29	14
Venus	50	83	113	<1 (0.3)
Ocean-Planet	2.3	4.4	6.8	3400
small Earth	9	13	17	61
small Venus	36	64	92	< 1 (0.9)
small Ocean-Planet	1.4	2.7	4.0	13 900
super-Earth	65	113	142	< 1 (0.1)
super-Ocean-Planet	9	18	29	54
Hot Jupiter	2.0	3.5	5.5	40 000
Hot Neptune	9.0	17	25	440
Evaporating ocean	<1	<1		1 150
				with $\mathcal{D}=1\text{m}$
Evaporating ocean				590
				in Local Bubble

Fig. 11 Table from *Lecavelier des Etangs and Ehrenreich (2005)*. Shows the number of planetary targets accessible with an $\sim 10\text{m}$ diameter telescope. Although a remote possibility in the case of a classical 10 m space telescope, a 30 m FIA having the same collecting power and triple angular resolution may be a simpler solution. Using the approach of Ehrenreich et al. (2006) we have adapted the evaluation of detectable planets to a 30m FIA as a follow up of our program. We included all varieties of known extra-solar planets: from Earth sized to Jupiter-like, adding their probable satellites, as well as possible Ocean planets and Early Venus or Evaporating ocean type planets. This table demonstrates the huge potential capabilities of our design, which will still shows high probability detections with the proposed 3.6m in the easiest cases since at the time this program flies, more transiting planets will be known thanks to the present and/or future ground based (e.g. OGLE, TrES, XO, HAT, etc...) and/or space borne programs (e.g. CoRoT and Kepler ,etc.).

observations. An order of magnitude higher (10 mas) spatial resolution in the UV and optical will offer unprecedented opportunities for detailed studies of nearby stars and interacting binary systems.

The FII will be able to image the Mira AB system with 100 pixels covering the region between the components, and 100 pixels covering the atmosphere of Mira A. Furthermore, the FII will be able to separate the components of several nearby currently unresolved interacting binaries, including symbiotic systems (e.g. CH Cyg, R Aqr, and others). Symbiotics are some of the most fascinating interacting systems because of their dramatic transformations and extremely complex circumbinary environment. These systems are very important because they are likely progenitors of bipolar planetary nebulae. They have also been invoked as potential progenitors of at least a fraction of Supernovae type Ia, a key cosmological distance indicator (Chugai 2004).

The FII should resolve outflows and circumbinary environments in a variety of systems, including regions of colliding winds. The results will have important implications for our understanding of accretion processes in detached binaries and other accreting systems. Understanding accretion driven flows in binaries will directly affect our understanding of similar flows around YSOs, including planet formation in circumstellar disks.

HST and ground-based observations detected significant asymmetries in the atmospheres of several nearby giants and supergiants, including Mira A and α Ori. However, the causes of these asymmetries remain a mystery. Possibilities range from giant stellar spots, convective cells, to effects of non-spherical pulsation and massive outflows. Res-

olution of an order of a magnitude higher than that of the HST in the UV is needed to determine the causes of asymmetries observed in these evolved stars. The FII will be able to image the atmospheres and the circumstellar environment of dozens of nearby Mira-type stars and supergiants with approximately 100 pixels over the stellar surface, compared to only few that we currently get using the HST. This will allow determining the causes of the asymmetries and also a detailed study of the structure of the extended atmospheres.

6.4 Study extra-solar protoplanetary disks: The Disk Evolution Watcher (DEW)

Contribution of Prof. Ana I. Gomez de Castro Universidad Complutense de Madrid

Observations of extra-solar protoplanetary disks allow understanding the physical evolution and chemical composition of disks at epochs preceding and contemporaneous with the formation of planets. Chemical abundances are determined by physical conditions such as density, temperature and the incident radiation field. The UV radiation field plays a fundamental role in the chemical evolution of the disks:

- 1. FUV continuum emission induces photodissociation of CO enhancing organic species such as CN, HCN and HCO+ (Aikawa and Herbst, 1999, 2001).
- 2. Lyman alpha carries about 85% of the far UV energy flux (see TW Hya observations by Herczeg et al 2004 [32]). Thus the radiation field is selectively dissociating species like HCN or H₂O while others such as CO or H₂ are left unaffected (van Dishoeck et al 2006).
- 3. The vertical structure of the disk is controlled by the UV radiation of the central source. The disk can be divided into three layers: the upper Photo-Dissociation Region (PDR), the warm molecular layer below and the mid-plane cool layer. Low molecular abundances are caused by depletion in the mid-plane.
- 4. The structure of the inner disk ($r < 2$ AU) is controlled by the evolution of the accretion-outflow engine. The engine transforms gravitational energy into mechanical energy (the outflow) and radiation. The presence of magnetic fields makes the dissipative processes to occur at high energies (UV, X-ray radiation) compared with the temperature of the disk and the stellar photosphere. This radiation, in turn, controls disk evolution (see [31], for a recent review).

The FII has the following properties that make it an ideal instrument to follow the evolution from disks to planets:

- 1. The high dynamical range allows to map simultaneously the illuminating radiation field and its propagation / diffusion in the circumstellar environment. A 10^7 dynamical range makes feasible to track the radiation field to a distance $3.2 \cdot 10^3$ times the radius of the illuminating source. Assuming this to be the central engine (with a characteristic radius of 10 stellar radii or 0.05 AU), the FII will map with unprecedented sensitivity and resolution the inner 100 AU with a 7mas resolution (0.98 AU at 140 pc, the distance to the Taurus or Lupus nests of Pre-Main Sequence stars). This scale reduces to 0.098 AU for AB Dor (a nearby Weak-Line T Tauri star) or to 0.392 AU to TW Hya. For this objective, possible problems caused by zodiacal light will have to be investigated (Taurus is in the ecliptic).
- 2. The high dynamic range and resolution allows to map the inner region jet with unprecedented resolution and measure the role that the jet may have in the illumination of the inner region of the disk. The simultaneous observation of the jet and the engine will allow to track the correlation between engine and jet variability and derive

parameters such as the knots excitation and jet collimation mechanisms.

-3. To obtain simultaneously spectra and high resolution images of the central source allows to measure the relative contribution of various lines to the illuminating flux: Lyman α , OI, CII and CIV for the Far UV, and provide data on the selective absorption role on the chemical evolution of the disk.

-4. The possibility to observe in several spectral windows, extending towards the IR, will allow to map the effect of the irradiation field on the disk atmospheric structure (the warm molecular layer) where CO, CO₂, H₂O, NH₃ emission is observed. Also the role of the UV radiation field in PAH formation could be studied since some of the most prominent PAHs molecular bands are within the range of the FII. FII will also provide direct information on the extinction law (from 100 nm to 10 μ m) and the properties of the dust lifted from the disk at different locations providing crucial information for future projects like ALMA.

6.5 Extra-galactic program with the Fresnel Interferometric Imager

Contribution of Roser Pellò, Observatoire Midi Pyrénées

Several extragalactic projects could be addressed with the FII. These projects take advantage of the capabilities of FII in terms of spatial resolution, wide wavelength domain and high dynamical range as compared to other ground-based and space facilities available or planned beyond 2012-2015. FII is intended to start operations after JWST, ALMA and possibly SKA. Therefore, extragalactic science with FII has to be optimized to take maximum benefit from synergy and complementarity with these ongoing projects. FII is expected to substantially contribute to a new panchromatic view of galaxies at all redshifts, thus providing new clues to understand galaxy formation and evolution. This is a non-exhaustive list of extragalactic projects which could be addressed with FIIs:

Evolution of the Star Formation activity in the Universe: a complete census from high- z to the local universe:

Thanks to its UV to near-IR imaging capabilities with optimal spatial resolution, FII is an ideal instrument to study the evolution of star formation activity, traced by the restframe UV flux, from the early epochs to the present-day universe. Indeed, JWST is an infrared-optimized space telescope, hence the UV capabilities of FII are particularly well suited to determine the energy census of galaxies at all redshifts, in particular from the mid- z ($z \approx 2-3$) to the local universe. The expected impact of FII in this area could be easily evaluated by extrapolating the recent results of GALEX, the only facility presently available (and foreseen) in the UV. FII is expected to complement and to extend the capabilities of GALEX. Because of its small FOV and high spatial resolution (typically one galaxy per shot), FII is intended to be a follow up rather than a survey instrument. FII could be efficiently used to target galaxies selected from ultra-deep photometric and spectroscopic surveys (optical + near IR).

Mapping the Star Formation of galaxies in the local Universe:

The high spatial resolution of FII in the UV to near-IR could be used to obtain a detailed mapping of the star-formation activity in the local Universe, both in imaging and spectroscopic modes. An unprecedented resolution could be achieved in the study of the physical properties of star-forming regions by combining the spectroscopic information provided by the ISM and stars in these regions.

- Exploring the AGN-starburst connexion.

The relationship between AGN and starburst activity in galaxies is a very important topic, closely related to the process of galaxy assembly across the cosmic time. Starburst (or post-starburst) activity is usually located around the central AGN. FII could provide a new insight into this subject thanks to its high spatial resolution at all wavelengths from UV to near-IR, and to its very high dynamic range.

- Observing the first galaxies with FII: Constraining the physical properties of galaxies at $z > 7$

This project is focused on the spectroscopic study of a sample of “bright” $z \sim 7-12$ galaxies, for which we could take advantage of the spatial resolution provided by FII in the near-IR. This is also a test case for an improved version of FII with a larger aperture, which could substantially improve the capabilities of JWST for the study of the first galaxies in the Universe. Indeed, most $z \sim 7-12$ galaxies are expected to have an angular size below $0.1''$. The physical properties of such distant galaxies could be derived from Lyman alpha emission, combined with multi-wavelength photometry. Two different cases could be explored in this prospective phase : High- z galaxies selected around the critical lines in mid- z strong-lensing clusters. In this case, the FOV of FII in the near-IR is ideally suited for this study. The detection of magnitude-limited samples of $z_{\text{L}} > 7$ galaxies is a factor between a few and a few 10 times more efficient in lensing clusters than in blank fields (depending on FOV -especially for a FOV of $\sim 1-2$ arc sec, redshift of lenses and sources, LF of sources ...), and the relative efficiency increases with the redshift of the sources. The survey could be either “blind” (because the position of the critical lines at such high- z are known with well suited accuracy), or “pointed” after the photometric pre-selection of candidates found in previous (ultra)deep surveys of lensing clusters. The later is better suited for the prospective phase.

High- z galaxies selected in blank fields from previous studies. Ultra-deep optical+near-IR surveys (broad-band filters) are presently ongoing or planned, using different wide-field IR cameras. The new generation of ground-based near-IR spectrographs should be able to confirm the most promising “bright” candidates. However, the combined gain of FII in spatial resolution and ideal spectral resolution could be crucial to confirm a fraction of the fainter candidates, as well as a privileged test-case for the next version of this telescope.

7 conclusion

The Fresnel imager can be considered as an “aperture multiplier”: it uses a modest dimension two-reflection solid aperture telescope as field optics, onto which light is focussed form upstream, by a diffractive aperture array five to ten times larger in diameter. This Fresnel array provides the angular resolution, imaging capabilities and wavelength independent focussing efficiency (independent in terms of transmission, not focal length) of a large aperture, without the manufacturing and weight constraints of building and launching a large mirror. Future space telescopes of this type using 50 to 100 meter foils could lead to sub milli arc-seconds resolutions with two-vessel formation flying systems having 4 to 400 kilometre focal lengths. These future missions could be an alternative to large solid aperture space telescopes or multi-telescope space interferometers.

In case of large arrays, formation flying with more than two spacecrafts would allow simultaneous observations at two or more spectral bandpasses, each spacecraft being at

its corresponding focal length along the optical axis. Central obscuration would occur with the present centred Fresnel design for the last-in-row receptors.

In addition to being a possible precursor of very large lightweight apertures in space, the strength of Fresnel imager proposed here is also in its dynamic range and capability to operate over a variable spectral range. This unique possibility could open two very important astrophysical research domains in which members of our group have considerable expertise and significant discovery results : observations in the far UV and the study of exoplanetary atmospheres.

References

1. L. Schupmann, "Die Medial Fernrohre : Eine neue Konstruktion for grosse astronomisch Instrumente" (B.G Teubner, Leipzig, 1899)
2. R. A. Hyde, "Eyeglass : Very Large Aperture Diffractive Telescopes" *Applied Optics* 38, No. 19, 4198-4212, (1 July 1999).
3. L.Koechlin, J-P. Perez : "A limit in Field-resolution ratio for interferometric arrays", Wesley A. Traub, Editor SPIE Proc Vol. 4838 411-415, "Interferometry for optical astronomy, II" Hawaii, aot 2002.
4. L. Koechlin, D. Serre, P. Duchon "High resolution imaging with Fresnel interferometric arrays : suitability for exoplanet detection", *Astronomy & Astrophysics* vol. 443, 709-720 (2005).
5. Yuri M. Chesnokov, "A Space-Based Very-High Resolution Telescope", *Russian Space Bulletin*, 1993, vol. 1 No. 2.
6. J.T. Early "Solar sail - Fresnel zone plate lens for a large aperture based telescope", *AIAA* 1705, 3773-3778 (2002).
7. D. Massonnet, brevet C. N. E. S. : "Un nouveau type de t lescope spatial", Ref. 03.13403 (2003).
8. Dean Faklis & G. Michael Morris, "Broadband imaging with holographic lenses ", *Optical Engineering*, Vol. 28 No.6, p 592-598 (June 1989).
9. Phase 0 study on the "Fresnel Interferometric Imager" at C.N.E.S, Toulouse, France. Emmanuel Hinglais is responsible for this study starting now (The pre-phase 0 occurred during the 2007 first semester)
10. H.W. Moos et al., Overview of the Far Ultraviolet Spectroscopic Explorer Mission, *Astrophys. J. Letters*, 538, L1-L6, 2000
11. K.R. Sembach et al., The Deuterium-to-Hydrogen ratio in a low-metallicity cloud falling onto the Milky Way, *Astrophys. J., Suppl. Ser.*, 150, 387-415, 2004.
12. N. Lehner et al., Far Ultraviolet Spectroscopic Explorer Survey of the Local Interstellar Medium within 200 Parsecs, *Astrophys. J.*, 595, 858-879, 2003
13. G. Hebrard, H.W. Moos, The Deuterium-to-Oxygen Ratio in the Interstellar Medium, *Astrophys. J.*, 599, 297-311, 2003
14. G. Hebrard et al., FUSE Determination of a Low Deuterium Abundance along an Extended Sight Line in the Galactic Disk, *Astrophys. J.*, 635, 1136-1150, 2005
15. D. Charbonneau et al., Detection of an extrasolar planet atmosphere, *Astrophys. J.*, 568, 377-384, 2002
16. A. Vidal-Madjar et al., An extended upper atmosphere around the extrasolar planet HD209458b, *Nature*, 422, 143-146, 2003
17. A. Vidal-Madjar et al., Detection of Oxygen and Carbon in the hydrodynamically escaping atmosphere of the extrasolar planet HD209458b, *Astrophys. J. Letters*, 604, L69-L72, 2004
18. A. Lecavelier des Etangs, A. Vidal-Madjar, J.C. McConnell, G. Hebrard, Atmospheric escape from hot Jupiters, *Astron. Astrophys.*, 418, L1-L4, 2004
19. D. Ehrenreich et al., The transmission spectrum of Earth-size transiting planets, *Astron. Astrophys.*, 448, 379-393 , 2006
20. L.J. Richardson et al., A Spitzer infrared radius for the transiting extrasolar planet HD209458b, *Astrophys. J.*, 649, 1043-1047, 2006
21. G.E. Ballester, D.K. Sing, F. Herbert, The signature of hot hydrogen in the atmosphere of the extrasolar planet HD 209458b, *Nature*, 445, 511-514, 2007

-
22. A large UV-optical telescope for characterization of the atmospheres of extrasolar planets and satellites, 39TH ESLAB Symposium on Trends in Space Science and Cosmic Vision 2020, held 19-21 April 2005, Noordwijk, The Netherlands. Edited by F. Favata, J. Sanz-Forcada, A. Giménez, and B. Battrick. ESA SP-588. European Space Agency, 73L, 2005
 23. D. Deming et al., Infrared radiation from an extrasolar planet, *Nature*, 434, 740-743, 2005
 24. D. Charbonneau et al., Detection of thermal emission from an extrasolar planet, *Astrophys. J.*, 626, 523-529, 2005
 25. D.L. Richardson et al., A spectrum of an extrasolar planet, *Nature*, 445, 892-895, 2007
 26. C.J. Grillmair, et al., A Spitzer spectrum of the exoplanet HD189733b, *Astrophys. J.*, 658, L115-L118, 2007
 27. H.A. Knutson et al., A map of the day-night contrast of the extrasolar planet HD189733b, *Nature*, 447, 183-186, 2007
 28. Karovska, M., Schlegel, E., Hack, W., Raymond, J. C., & Wood, B. E. 2005, *ApJ*, 623, L137
 29. Karovska, M., Hack, W., Raymond, J., & Guinan, E. 1997, *ApJ*, 482, L175 Chugai, N.N., and Yungelson, L.R., 2004, *Astron. Lett.*, 30, 65.
 30. Aikawa & Herbst, 1999; *A&A*, 351, 233
 31. Aikawa & Herbst 2001; *A&A*, 371, 1107
 32. Gomez de Castro et al 2006; *ApSS*, 303, 33
 33. Herczeg et al 2004; *ApJ*, 607, 369
 34. van Dishoeck et al 2006; *Faraday Discussions*, 133, 231
 35. Serre, D., Koechlin, L., Deba, P. Fresnel Interferometric Arrays for space-based imaging: testbed results. *Proceeding of the SPIE*, 6687-OI